

SLIDING GATE PRO

RONDO PLUS



CHARACTERISTICS

- Manual access.
- 2 possible opening senses, slidable to left or right.
- Gate according to EN 13241 standards.

OPTIONS

- Posts to embed or with welded base.
- Guide rail to screw or to embed.
- Gate without lock.
- Posts with covered openings in order to pass the wiring through.
- Defensive crest welded to the top frame.

STANDARD DIMENSIONS

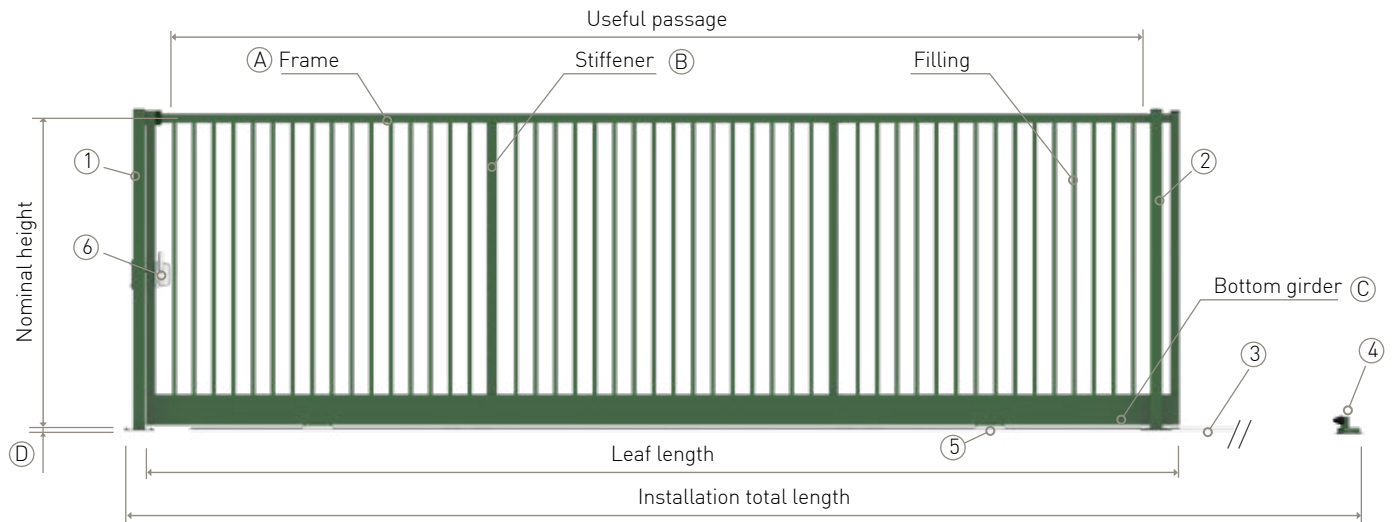
| Nominal width (m) | Nominal height (m) | Leaf length (mm) | Useful passage (mm) | Guide length (mm) | Total installation length (mm) | No. of wheels | No. of stiffeners |
|-------------------|--|------------------|---------------------|-------------------|--------------------------------|---------------|-------------------|
| 3.0 | 1.2 1.5 1.7 2.0 2.2 2.5 | 3,680 | 2,837 | 5,400 | 7,200 | 2 | 1 |
| 4.0 | | 4,680 | 3,837 | 6,900 | 9,200 | | |
| 5.0 | | 5,680 | 4,837 | 8,400 | 11,200 | 4 | 2 |
| 6.0 | | 6,680 | 5,837 | 9,900 | 13,200 | | |
| 7.0 | | 7,680 | 6,837 | 11,790 | 15,200 | | |
| 8.0 | | 8,680 | 7,837 | 13,290 | 17,200 | | |
| 9.0 | | 9,680 | 8,837 | 14,790 | 19,200 | | |
| 10.0 | | 10,680 | 9,837 | 16,290 | 21,200 | | |
| 11.0 | | 11,680 | 10,837 | 17,790 | 23,200 | 4 | |
| 12.0 | | 12,680 | 11,837 | 19,290 | 25,200 | | |

Other dimensions available upon request.



FINISHING FEATURES

- Steel galvanized sheet according to EN 10346 standards.
- Polyester powder coating. (Amorphous phosphatation).





details



Filling

Not crossing round bars: $\varnothing 25 \times 1.5$ mm.
Distance between bars: maximum 110 mm.

| POST | | |
|------|----------------|---|
| 1 | Closing bridge | Section: 2 posts 80x80x2.0 mm Welded base: 90x240x10 mm Gate receiver |
| 2 | Guide bridge* | Section: 2 posts 80x80x2.0 mm Welded base: 90x240x10 mm Nylon rollers |

| OTHERS | | |
|--------|------------|------------------------------|
| 3 | Guide rail | U-shaped $\varnothing 20$ mm |
| 4 | Stop | Rubber stop |

* For bigger passages or with strong wind, it is recommended a second post at 1,20 m from the first one. The opening width will be reduced.

| LEAF | | |
|------|---------------|---|
| A | Frame | Nominal width from 3 to 8 m: 60x60x2.0 mm |
| B | Stiffener | Nominal width from 9 to 12 m: 80x60x2.0 mm |
| C | Bottom girder | Section: 200x100x3.0 mm |
| D | Bottom gap | 37 mm |
| 5 | Wheels | $\varnothing 120$ mm galvanized steel wheel with $\varnothing 20$ mm U-shaped |
| 6 | Locinox® lock | European 15 cylinder Stainless mechanism |