

SLIDING GATE PRO

EXOTIC® PLUS



CHARACTERISTICS

- Manual access.
- 2 possible opening senses, slidable to left or right.
- Gate according to EN 13241 standards.

OPTIONS

- Posts to embed or with welded base.
- Guide rail to screw or to embed.
- Gate without lock.
- Posts with covered openings in order to pass the wiring through.

STANDARD DIMENSIONS

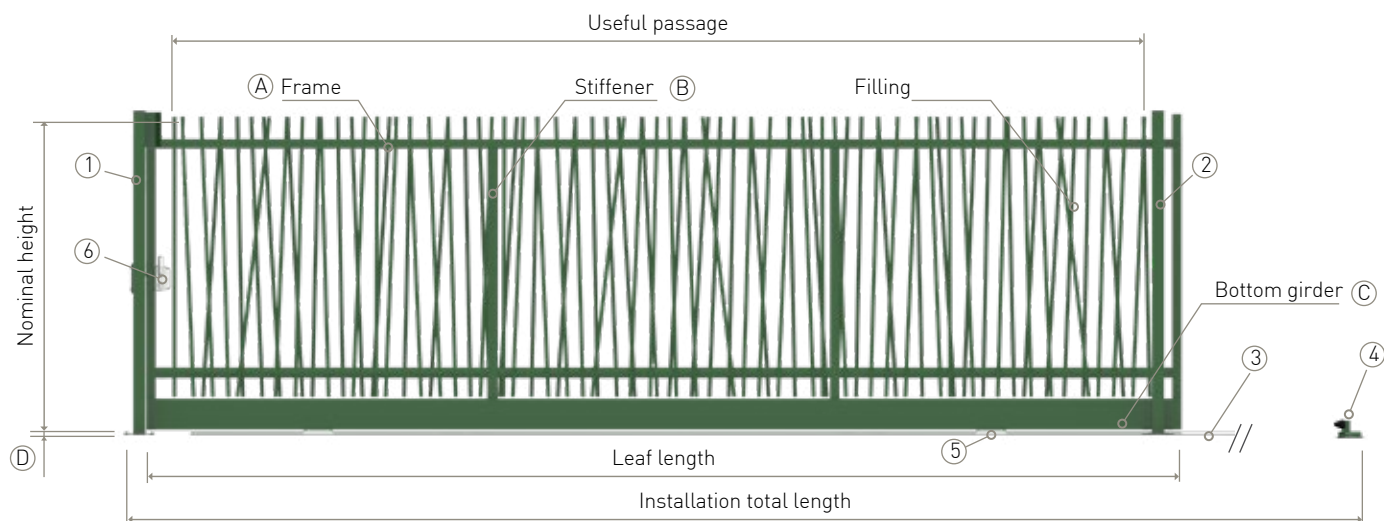
Nominal width (m)	Nominal height (m)	Leaf length (mm)	Useful passage (mm)	Guide length (mm)	Total installation length (mm)	No. of wheels	No. of stiffeners
3.0	1.2 1.5 1.7 2.0 2.2 2.5	3,680	2,837	5,400	7,200	2	1
4.0		4,680	3,837	6,900	9,200		2
5.0		5,680	4,837	8,400	11,200		
6.0		6,680	5,837	9,900	13,200		2
7.0		7,680	6,837	11,790	15,200	4	3
8.0		8,680	7,837	13,290	17,200		
9.0		9,680	8,837	14,790	19,200		3
10.0		10,680	9,837	16,290	21,200		
11.0		11,680	10,837	17,790	23,200		4
12.0		12,680	11,837	19,290	25,200		

Other dimensions available upon request.


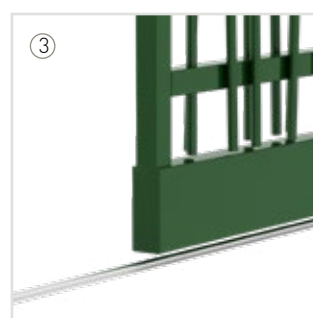
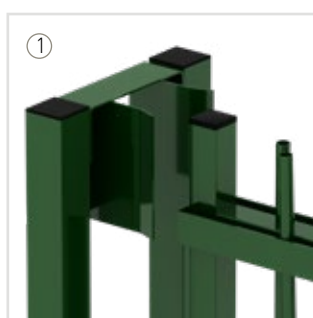
FINISHING FEATURES

- Steel galvanized sheet according to EN 10346 standards.
- Polyester powder coating. (Amorphous phosphatation).





details



POST

1	Closing bridge	Section: 2 posts 80x80x2.0 mm Welded base: 90x240x10 mm Gate receiver
2	Guide bridge*	Section: 2 posts 80x80x2.0 mm Welded base: 90x240x10 mm Nylon rollers

OTHERS

3	Guide rail	U-shaped Ø 20 mm
4	Stop	Rubber stop

* For bigger passages or with strong wind, it is recommended a second post at 1,20 m from the first one. The opening width will be reduced.

filling

Crossing vertical round bars: Ø25 x 1.5 mm.
Randomly disposition.

LEAF

A	Frame	Nominal width from 3 to 8 m: 60x60x2.0 mm Nominal width from 9 to 12 m: 80x60x2.0 mm
B	Stiffener	
C	Bottom girder	Section: 200x100x3.0 mm
D	Bottom gap	37 mm
5	Wheels	Ø120 mm galvanized steel wheel with Ø20 mm U-shaped
6	Locinox® lock	European 15 cylinder Stainless mechanism