

SLIDING GATE **LIGHT**

TUBE PLUS



CHARACTERISTICS

- Manual access.
- 2 possible opening senses, slidable to left or right.
- Gate according to EN 13241 standards.

OPTIONS

- Posts to embed or with welded base.
- Guide rail to screw or to embed.
- Gate without lock.
- Posts with covered openings in order to pass the wiring through.
- Defensive crest welded to the top frame.

STANDARD DIMENSIONS



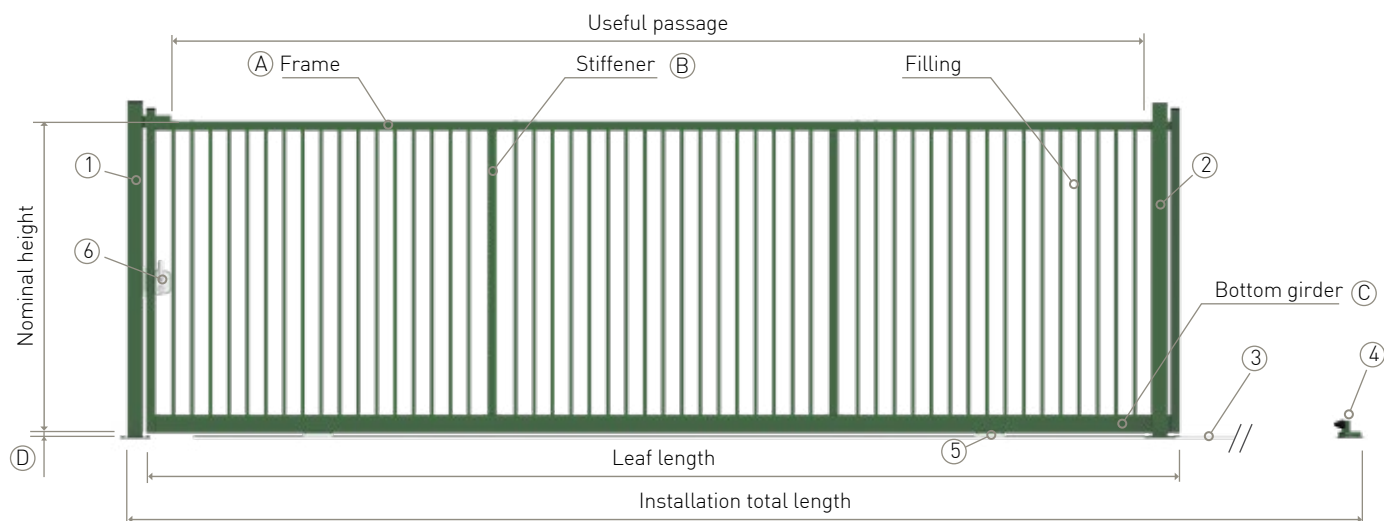
| Nominal width (m) | Nominal height (m) | Leaf length (mm) | Useful passage (mm) | Guide length (mm) | Installation total length (mm) | No. of wheels | No. of stiffeners |
|-------------------|--------------------|------------------|---------------------|-------------------|--------------------------------|---------------|-------------------|
| 3.0 | 1.2 1.5 1.7 | 3,680 | 2,758 | 5,380 | 7,220 | 2 | 1 |
| 4.0 | | 4,680 | 3,758 | 6,880 | 9,220 | | |
| 5.0 | | 5,680 | 4,758 | 8,380 | 11,220 | | |
| 6.0 | 2.0 2.2 2.5 | 6,680 | 5,758 | 9,880 | 13,220 | 4 | 2 |
| 7.0 | | 7,680 | 6,758 | 11,770 | 15,220 | | |
| 8.0 | | 8,680 | 7,758 | 13,270 | 17,220 | | |
| | | | | | | | 3 |

Other dimensions available upon request.

FINISHING FEATURES

- Steel galvanized sheet according to EN 10346 standards.
- Polyester powder coating. (Amorphous phosphatation).





details

filling

Not crossing round bars: Ø20 x 1.5 mm.
Distance between bars: maximum 100 mm.

POST

| POST | | |
|------|----------------|---|
| 1 | Closing column | Section: 100x100x2.0 mm Welded base: 200x200x5.0 mm Gate receiver |
| 2 | Guide post* | Section: 100x100x2.0 mm Welded base: 200x160x5.0 mm Nylon rollers Height from 1.2 to 2.0 m simple post Height from 2.2 to 2.5 m double post |

OTHERS

| OTHERS | | |
|--------|------------|-------------------|
| 3 | Guide rail | U-shapped Ø 20 mm |
| 4 | Stop | Rubber stop |

LEAF

| LEAF | | |
|------|---------------|--|
| A | Frame | Nominal width from 3 to 6 m: 60x60x1,5 mm |
| B | Stiffener | Nominal width from 7 to 8 m: 60x60x2,0 mm |
| C | Bottom girder | Nominal width from 3 to 6 m: 120x60x2,0 mm Nominal width from 7 to 8 m: 120x60x3,0 mm |
| D | Bottom gap | 37 mm |
| 5 | Wheels | Ø120 mm galvanized steel wheel with Ø20 mm U-shapped |
| 6 | Locinox® lock | European 15 cylinder Stainless mechanism |

* For bigger passages or with strong wind, it is recommended a second post at 1.2 m from the first one. The opening width will be reduced.