

CANTILEVER SLIDING GATE **LIGHT**

HÉRCULES®



CHARACTERISTICS

- Manual access.
- 2 possible opening senses, slidable to left or right.
- Gate according to EN 13241 standards.
- It's possible to install this gate with an uneven floor.

OPTIONS

- Posts to embed or with welded base.
- Gate without lock.
- Posts with covered openings in order to pass the wiring through.
- Defensive crest welded to the top frame.

STANDARD DIMENSIONS

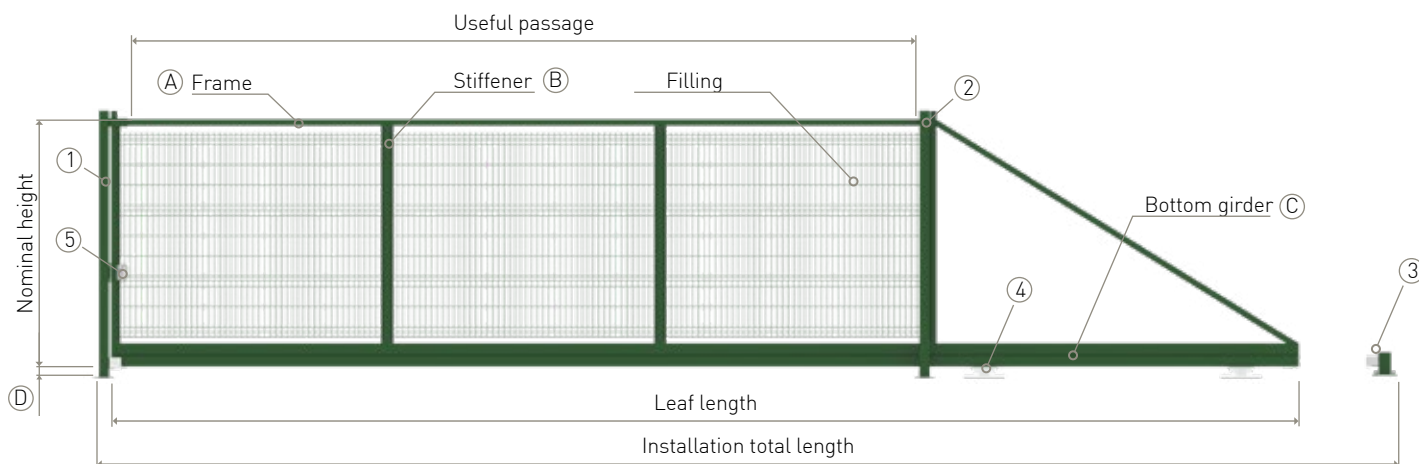
Nominal width (m)	Nominal height (m)	Leaf length (mm)	Useful passage (mm)	Counter balance length (mm)	Installation total length (mm)	No. of stiffeners
3.0	1.2	4,900	2,748	1,700	8,746	1
4.0	1.5	6,200	3,748	2,000	11,046	
5.0	1.7	7,500	4,748	2,300	13,346	
6.0	2.0	8,900	5,748	2,700	15,746	2
7.0	2.2	10,500	6,748	3,300	18,346	
8.0	2.5	11,800	7,748	3,600	20,646	3

Other dimensions available upon request.

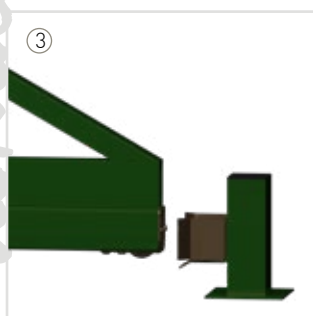

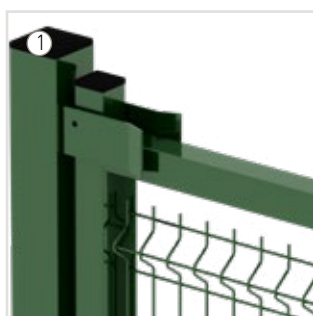
FINISHING FEATURES

- Steel galvanized sheet according to EN 10346 standards and steel galvanized wires according to EN 10244-2 standards.
- Polyester powder coating. (Amorphous phosphatation).





details



filling

Mesh: 200 x 55 mm (Hércules® panel).
Steel galvanized wires with powder coated: Ø 5.0 mm.

POST

1	Closing column	Section: 100x100x2.0 mm Welded base: 200x200x5.0 mm Top and bottom gate receiver
2	Guide post*	Section: 100x100x2.0 mm Welded base: 200x160x5.0 mm Nylon rollers Height from 1.2 to 2.0 m simple post Height from 2.2 to 2.5 m double post

OTHERS

3	Stop	Section: 100x100x2,0 mm Height: 295 mm Welded base: 200x200x5,0 mm Steel galvanized gate receiver
---	------	--

LEAF

A	Frame	Nominal width from 3 to 6 m: 60x60x1.5 mm
B	Stiffener	Nominal width from 7 to 8 m: 60x60x2.0 mm
C	Bottom girder	Nominal width from 3 to 6 m: 120x60x2.0 mm Nominal width from 7 to 8 m: 120x60x3.0 mm Welded guide: 110x90x6.0 mm
D	Bottom gap	109 mm
4	Carriage (inside)	Ø 88 mm diameter Galvanized
5	Locinox® lock	European 15 cylinder Stainless mechanism

* For bigger passages or with strong wind, it is recommended a second post at 1,20 m from the first one. The opening width will be reduced.