


Moreda Riviere Trefilerías



CATALOGUE EXPORT

MRT PRESENTATION

MRT IN ESSENCE

Moreda Riviere Trefilerías (MRT) is the leading fencing manufacturer in Spain and one of the main references in Europe. Accordingly, MRT offers a wide range for residential, professional, industrial and agricultural sectors.

MRT is part of CELSA Group™; this family-owned company is leader in Europe for the production of circular steel with low CO₂ emissions.

It is more than 150 years of experience, MRT masters all production processes. In fact, it offer a warranty of quality products, like a complete customer service. This would not have been possible without MRT professionals; they are focus on continuous improvement, to achieve the excellence in the business management (TQM).

The MRT professionals efforts made possible a continuous increase through the years, but should be seen in the perspective that the development was possible prioritizing a policy that respects the environment. As a result, MRT holds ISO 14001:2015 certification for the manufacturing of low-carbon steel fencing and wire drawing, under an environmental management system (SGM).



MRT figures



LEADER
in Spain



2 PRODUCTION SITES
Gijón: 85.000 m²
Barcelona: 180.000 m²



400+
employees



60+
countries



150+ YEARS
of experience

MRT is strongly committed to its people's talent; embracing the essential human quality along with the foresight to undertake new projects with passion. Perseverance and non-conformity are values that characterize its professionals. The professionals are not only the heartbeat that keep company alive, but also an essential part of their history and identity.

We are *#Celsafamily*



Safety a priority

MRT constantly strives to ensure an injury and illness-free work environment for everyone who participates in its activities. The Occupational Health and Safety Management System (SG-SST) has a whole series of programs implemented far beyond the legal requirements, emphasizing the priority given to this key objective.

For example, the efforts undertaken to completely eliminate the use of triglycidyl isocyanurate (TGIC) in the manufacture of its plasticized products led to the awarding of ISO 45001:2018 certification.



MRT at your side

The CUSTOMER PORTAL is a private area for each client from which you can get useful information, streamlining business management in real time: Order book access; shipment tracking; download documents as order confirmations, delivery notes, certificates and invoices; user management and presentation of new products.

Create your account in cp.gcelsa.com and discover its advantages.

THE STRENGTH OF CELSA GROUP™



5.40+ million tonnes produced annually



7.01+ million tonnes recycled annually



11,000+ direct and subcontracted professionals employed



6,084+ million euros of annual turnover

CELSA Group™ produces steel in electric arc furnaces, using the most sustainable and energy-efficient technology from recycled ferrous scrap. By opting, since beginning, to manufacture steel from the recycling of ferrous materials, CELSA Group™ has a production model that is part of a sustainable development approach, thus leading the circular transformation. Nowadays, it is already defined as “Low Carbon” company.

It is made up of 6 business groups, has 120 work sites, 7 steel mills, 12 rolling mills and 45 recycling plants, including transformation and distribution companies such as MRT.

Furthermore, far from settling for this, CELSA has set the following main objectives: By 2030, reduce CO₂ emissions (scope 1 and 2) by 50% and achieve 98% circularity. By 2050, be a “Net Positive” company.



VERTICAL INTEGRATION AND CIRCULARITY

The group is increasingly vertically integrated, both upstream and downstream. This integration throughout the steel production chain allows for synergies to be achieved more efficiency; both environmentally and energy-wise, with the facilities to implement continuous improvement with excellent traceability throughout.

From the purchase of raw materials throughout the transformation into finished products, through the wire rod drawing process, wire galvanizing, welding and wire braiding, everything is done within CELSA Group™ and MRT.

We are manufacturers



07.23



GUIDE

COLOUR LIST

GLOSSY FINISH, 10 STANDARD RAL

From 10 units if the reference is not stockable *



MORE THAN 200 OPTIONS

From 10 units *

Finish RAL colours:
GLOSSY

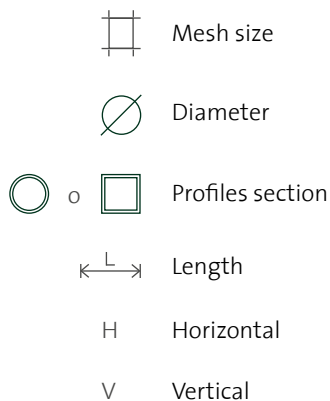
Finish RAL colours:
MATTE

Other finish RAL colours:
TEXTURE, OXIDON, SANDBLASTED...

* Considering Panels, Posts, Railings and Gates.

LEGEND

SYMBOLS



WARRANTY



10 Years warranty.
Consult applicable conditions.

NEW



Product recently added
to the catalogue

FINISHING



Commercial galvanized - CLASS D -
standard - EN 10244-2



Heavy galvanized - CLASS A -
standard - EN 10244-2

Heavy galvanized (CLASS A) +
ECOVER®



ZnAl®
95% Zinc and 5% Aluminium
(CLASS A, B or AB)



Galvanized and **Powder Coating**
10 standard RAL colours and more
than 200 colours and finishing.



Post-galvanized
Hot-dip galvanized product



Bord de mer
Post-galvanized + Powder Coating



Galvanized and **PVC Coating**
By fluidization or extrusion

1. RIGID PANELS

A - Residential Panels

Brico-Hércules®	6
ECO	6
Exotic®	6

B - Professional Panels

Hércules®	7
Twin Wire	7
MRT Privacy Kit	7

2. RAILINGS RANGE

Framed Plus	8
Bar Plus	8
Beveled Plus	8
Exotic® Plus	8
Not Crossing Exotic® Plus	8
Bali® Plus	8
Perforated Plus	9
Ondas Plus	9
Diabolo Plus	9
Crossing Tubes Plus	9
Tubes Plus	9
Helix Plus	9
Bubble Plus	9

3. JARDITOR® ET FLORITOR® IN ROLLS

A - Jarditor®

Jarditor® Brico	10
Jarditor® Classic	10
Jarditor® Super	10

B - Floritor®

Floritor®	10
-----------	----

4. CHAIN LINK IN ROLLS

Galvanized Chain Link	11
Galvanized & PVC Coated Chain Link	11

5. POSTS

A - Residential Range

T Post	12
Quickfix MRT® Post	12
Preamsembled Post	12

B - Professional Range

Easyclip® Post	13
Profix® Post	13
Hércules® Post	14
Square 60X60 Post	14
Wall Accessory	14

C - Railing Range

Round Ø 60 Post	15
Square 60x60 Post	15

D - Installation Accessories

Line wire, tie wire, tensioners, staples & staple pliers	16
--	----

6. SAFETY

Safety Light MRT System	17
Safety Heavy MRT System	18

7. SECURITY

MRT Security	19
--------------	----

8. GATES

A - Swing Gates

A1 - Residential Range

ECO	20
Residential	20
Exotic® Panel	20

A2 - Professional Range

Hércules®	21
Classic Mesh	21
Diabolo Plus	21
Pro and Plus Gates	22

B - Sliding Gates

Light	23
Pro	23

C - Cantilever Sliding Gates

Light	24
-------	----

Sliding and Cantilever gates fillings	25
---------------------------------------	----

9. STOCK FENCING

A - HJ MRT® Stock Fence

HJ MRT® Range	26
---------------	----

B - Agrotor® Premium Stock Fence

Agrotor® Premium	27
------------------	----

C - FK MRT® Stock Fence

FK MRT® Range	28
---------------	----

D - XK MRT Stock Fence

XK MRT® Range	29
---------------	----

10. PROGRESSIVE WELDED MESH

Progressive Welded Mesh	30
-------------------------	----

11. ELECTRO-WELDED MESH

Welded mesh Roll	30
Badger Fence	30

12. WIRE NETTING MESH

Wire Netting mesh	30
-------------------	----

13. BARBED WIRE & BARBLESS WIRE

A - Barbed Wire

Erizo® & Dardo® Barbed Wire	31
Iowa & Bravo® Barbed Wire	31

B - Barbless Wire

Barbless Wire MRT	31
-------------------	----

14. WIRE

Wire	32
------	----

15. NAILS & FENCING STAPLES

Nails & Fencing Staples	32
-------------------------	----

16. OTHERS

Mosquito Netting	33
Welded Mesh Panels	33
Mobile Fencing	33
Clothesline	33

17. GENERAL SALE TERMS & CONDITIONS

Ts & Cs of sale	34
-----------------	----

RIGID PANELS

The powder coated welded panels guarantee robustness and aesthetics to the closure.
Complementary posts: HÉRCULES®, QUICKFIX®, PROFIX®, EASYCLIP® and 6x6x6 MRT.

A - RESIDENTIAL PANELS



Excellent price/quality.

BRICO-HÉRCULES®	∅ 4.0 mm	100x55 mm	
Height (mm)	From 625 to 2,025		
Length (mm)	2,500		
Finish	Galvanized & powder coated		



The ideal solution for your garden.

ECO	∅ 4.0 mm	200x55 mm	
Height (mm)	From 625 to 2,025		
Length (mm)	2,500		
Finish	Galvanized & green or grey powder coated		



An aesthetic and economical solution. Double horizontal wire on the top and bottom of the fence.

EXOTIC® PANEL	∅ 5.0 mm	Randomly distributed vertical welded wires	
Height (mm)	925 / 1,225 / 1,525		
Length (mm)	2,000		
Finish	Galvanized & powder coated		



BRICO-HÉRCULES® PANEL

A - PROFESSIONAL PANELS



HÉRCULES®		∅ 5,0 mm	200x55 mm
Height (mm)	From 625 to 2,425		
Length (mm)	2,500		
Finish	Galvanized & powder coated / Post-galvanized / Bord de mer		


The market benchmark. It's ideal for industrial estates, office buildings, airports, parks and gardens.



TWIN WIRE		∅ V 5,0 mm H 6,0 mm	or ∅ V 6,0 mm H 8,0 mm	200x55 mm
Height (mm)	From 800 to 2,000			
Length (mm)	2,490			
Finish	Galvanized & powder coated / Post-galvanized / Bord de mer			

Optimal strength and rigidity for sites that demand a high level of security.



MRT PRIVACY KIT		
Height (mm)	1,025 / 1,225 / 1,525 / 1,725 / 1,925 / 2,025*	PVC slats
Panel length (mm)	2,000** / 2,500	
Colours		

It's compatible with all our panels with bends of 2.0 and 2.5 m length and requires no maintenance.

* 2,025 height: Available only in 2,500 mm length in green or anthracite colour.
** Length 2,000: Available only from 1,025 to 1,525 mm height in green or anthracite.



HÉRCULES® PANEL

RAILINGS RANGE


MRT's railings combine safety, robustness and elegance.

The top and bottom profiles of all MRT's railings range are 40x40x1.5 mm, so all ranges are compatible with the railing posts and the railing accessories.



Wire V 5.0 mm
Wire H 6.0 mm

FRAMED PLUS

← L → 2,700 mm  Mesh
300x50 mm

Height (mm)

From 700 to 2,200


Finish

Galvanized & powder coated / Post-galvanized /
Bord de mer



Not crossing bars
35x35x1.5 mm

BAR PLUS

← L → 2,700 mm  Space between bars
90 mm

Height (mm)

From 600 to 2,400

Finish

Galvanized & powder coated / Post-galvanized /
Bord de mer



Crossing bars
25x25x1.5 mm at 45°

BEVELED PLUS

← L → 2,700 mm  Space between bars
91.72 mm

Height (mm)

From 600 to 2,000

Finish

Galvanized & powder coated / Post-galvanized /
Bord de mer



Crossing & not crossing bars
ø 25x1.5 mm

EXOTIC® PLUS NOT CROSSING EXOTIC® PLUS

← L → 2,475 mm

Height (mm)

From 600 to 2,400

Finish

Galvanized & powder coated / Post-galvanized /
Bord de mer



Crossing bars
25x25x1.0 mm

BALI® PLUS

← L → 2,475 mm


Height (mm)

From 600 to 2,400

Finish

Galvanized & powder coated / Post-galvanized /
Bord de mer





Galvanized plate Thickness 1.5 mm Perforations 30x30 mm

PERFORATED PLUS

← L → 2,475 mm

Height (mm)

From 600 to 1,500

Finish

Galvanized & powder coated



○ Crossing bars \varnothing 20x1.5 mm

ONDAS PLUS

← L → 2,700 mm Space between bars 100 mm

Height (mm)

From 600 to 2,000

Finish

Galvanized & powder coated / Post-galvanized / Bord de mer



○ Not crossing bars \varnothing 25x1.5 mm

DIABOLO PLUS


← L → 2,475 mm Space between bars 70 mm

Height (mm)

From 600 to 2,000

Finish

Galvanized & powder coated / Post-galvanized / Bord de mer



○ Crossing & not crossing bars \varnothing 20x1.5 mm

CROSSING TUBES PLUS TUBES PLUS

← L → 2,700 mm Space between bars 100 mm

Height (mm)

From 600 to 2,000

Finish

Galvanized & powder coated / Post-galvanized / Bord de mer



○ Not crossing bars \varnothing 35x1.5 mm

NEW

HELIX PLUS

← L → 2,700 mm Space between bars 79 mm

Height (mm)

From 600 to 2,400

Finish

Galvanized & powder coated



○ Not crossing bars \varnothing 35x1.5 mm

NEW

BUBBLE PLUS

← L → 2,700 mm Space between bars 79 mm

Height (mm)

From 600 to 2,400

Finish

Galvanized & powder coated



JARDITOR® AND FLORITOR® IN ROLLS

Jarditor® is a PVC coated welded mesh, ideal for fencing gardens and residential areas. Its wavy horizontal wires and its upper edge give good aesthetics and robustness. The mesh can be tightened using the tension tool, which increase the crimps of the horizontal wires.

A - JARDITOR®



The economy version.

JARDITOR® BRICO		∅ 2.1 mm	Roll 10 / 25 m
Height (mm)	From 600 to 2,000		
Mesh (mm)	100x50 / 100x75		
Finish	Galvanized & PVC coated by fluidisation		

* It's only available for Jarditor® Brico 100x50 from 1 to 1.5 m high.



The universal version.

JARDITOR® CLASSIC		∅ 2.5 mm	Roll 25 m
Height (mm)	From 600 to 2,000		
Mesh (mm)	50x50** / 100x50		
Finish	Galvanized & PVC coated by fluidisation		

* It's only available for Jarditor® Classic 100x50 from 1 to 2 m high.

** It's only available in 1, 1.5 and 2.0 m high.



The premium version.

JARDITOR® SUPER		∅ 3.0 mm	Roll 25 m
Height (mm)	From 1,000 to 2,000		
Mesh (mm)	50x50		
Finish	Galvanized & PVC coated by fluidisation		

B - FLORITOR®

To delimit the flowerbeds, gardens and orchards.



FLORITOR®		∅ V 3.0 mm H 2.0 mm	Roll 10 m
Height (mm)	400 / 650 / 900		
Mesh (mm)	155x85		
Finish	Galvanized & PVC coated by extrusion		

CHAIN LINK IN ROLLS

Characterized by its diamond-shaped meshes, the chain link mesh is the guarantee of an economical perimeter solution that fits all types of ground. Its installation can be done with either Quickfix®, Preassembled or T-posts. Line wires are not supplied with the rolls, you should be ordered separately.



Knuckled edge
Available for all diameters and finishes




Barbed edge (twisted)
Galvanized finish from 1.7 to 2.7 mm
PVC coated finish from 2.4 to 3.7 mm



GALVANIZED

From 1.8 to 3.9 mm

Roll 10 / 12.5 / 15 / 18 / 25 m

Height (mm)	From 500 to 4,000	
Mesh (mm)	30x30 / 40x40 / 50x50	
Roll type	Compact / Non-compact *	
Finish	Class D galvanized / Class A galvanized	


* Check the available heights and diameters.



PVC COATED

From 1.5/2.4 to 3.0/4.4 mm

Roll 10 / 12.5 / 15 / 18 / 20 / 25 m

Height (mm)	From 500 to 4,000	
Mesh (mm)	40x40 / 50x50	
Roll type	Compact / Non-compact *	
Finish	Galvanized & PVC coated by extrusion	

* Check the available heights and diameters.



POSTS

A - RESIDENTIAL RANGE



T-POST

- Powder coated post
30x30 mm
35x35 mm (h 2.5 m)
- Post-galva post
30x30 mm
35x35 mm (h 2.0 y 2.5 m)

Height (mm)	From 1,000 to 2,500
End-turner (mm)	25x25 (Powder coated) / 30x30 (Post-galvanized)
Finish	Powder coated on grey steel / Post-galvanized**



It can be installed with chain link mesh and with Jarditor® welded mesh.

* Available in 1.5, 1.75 and 2.0 m high.
** Available in 1.5, 1.75, 2.0 and 2.5 m high.



QUICKFIX MRT® 48 & 80

- Post
ø 48 / 80 mm

Height (mm)	From 650 to 3,000
End-turner (mm)	ø 38 / 48 mm
Finish	Galvanized / Galvanized & Powder coated



Its round profile and its zipper allow quick and easy installation. Post with optional welded base.

accessories

1- Bracket:
Polyamide / Metallic



2- Metallic Fixing Accessory
for: Panel / Mesh



3- Polyamide
Post Base



4- Polyamide
End-turner Base



OPTION: Defensive Arm Post



PREASSEMBLED POST

- Post
ø 48 mm

Height (mm)	From 1,250 to 2,350
End-turner (mm)	ø 38 mm
Version	End / Intermediate / Reinforcement / Angle
Finish	Galvanized / Galvanized & Powder coated



It's supplied with all accessories assembled.

accessories

1- Steel Post Base



2- Steel End-turner Base



B - PROFESSIONAL RANGE



EASYCLIP®

 Post
66x50 mm

Height (mm)

From 700 to 3,200

Finish

Galvanized / Galvanized & Powder coated / Post-galvanized / Bord de mer



High strength and adaptability. It allows 90° angles and absorbs all degrees of gradient. Post with optional welded base (125x125 mm).

accessories

1- Easyclip® Bracket
polyamide / aluminium / stainless



2- Easyclip® Post Bases
aluminium / steel / frontal steel



3- Reversible
Arm Post



4- Double welded
Arm Post



PROFIX®

 Post
66x50 mm

Height (mm)

From 700 to 2,700

Finish

Galvanized / Galvanized & Powder coated



This post does not require accessories. It is an inviolable system. Quick and easy to install solution. Post with optional welded base (125x125 mm).

accessories

1- Bag of 12 Blockers



2- Profix® Post Bases
aluminium / ECO aluminium / steel / frontal steel



3- Repair Post



POSTS



HÉRCULES®

 Post
60x40 mm

Height (mm)

From 650 to 3,200

Finish

Galvanized / Galvanized & powder coated / Post-galvanized / Bord de mer



This rectangular post allows sequential installation (all posts and then all panels).
Post with optional welded base (125x125 mm).

accessories

1- Polypropylene
Hércules® Bracket



2- Steel Ultrafix®
Bracket



3- Steel
Hércules® Staple



4- Hércules®
Post Union



5- Hércules® Base:
aluminium / steel



6- Reversible or Double
welded Arm post



60x60 MRT

 Post
60x60 mm

Height (mm)

From 650 to 3,200

Finish

Galvanized / Galvanized & powder coated / Post-galvanized / Bord de mer



This square post allows the sequential installation (all posts and then all panels). Post with optional welded base (125x125 mm).

accessories

1- Polyamide
Staple



2- Welded
Arm Post



3- Double welded
Arm Post



WALL ACCESSORY

Dimensions (mm)

45x40x8.0

Material

Stainless steel

This accessory is used to attach a panel in a wall without using a post.

C - RAILINGS RANGE



ROUND Ø60

Post
Ø60 mm

Height (mm)	From 670 to 2,900	
Finish	Galvanized / Galvanized & Powder coated / Post-galvanized / Bord de mer	

This round post is compatible with all models of MRT railings. The clamp allows you to make all kinds of angles. Post with optional welded base (125x125 mm).

accessories

1- Metallic Bracket



SQUARE 60x60

Post
60x60 mm

Height (mm)	From 670 to 2,900	
Version	Intermediate / Corner	
Finish	Galvanized / Galvanized & Powder coated / Post-galvanized / Bord de mer	

Post square pre-perforated at different heights according to the model of railing that you want to install, either crossing or not crossing bars. Post with optional welded base (125x125 mm).

accessories

1- Metallic Invisible fastener



2- Metallic Variable Angle Attachment



ROUND POST Ø 60

D - INSTALLATION ACCESSORIES



Wire designed for stretching a mesh for better installation.

LINE WIRE	∅ From 1.6 to 2.8 mm						
Roll length (m) *	50 / 100						
Finish: Galvanized / Galvanized & PVC coated	<table border="1"> <tr> <td>Galvanized</td> <td>Green Coated</td> <td>Grey Coated</td> </tr> <tr> <td><input type="checkbox"/></td> <td><input checked="" type="checkbox"/></td> <td><input type="checkbox"/></td> </tr> </table>	Galvanized	Green Coated	Grey Coated	<input type="checkbox"/>	<input checked="" type="checkbox"/>	<input type="checkbox"/>
Galvanized	Green Coated	Grey Coated					
<input type="checkbox"/>	<input checked="" type="checkbox"/>	<input type="checkbox"/>					

* For other displays see page 32.



Wire for fixing the mesh to the line wire, replacing the staples.

TIE WIRE	∅ From 0.75 to 1.5 mm						
Roll length (m)	50						
Finish: Galvanized / Galvanized & PVC coated	<table border="1"> <tr> <td>Galvanized</td> <td>Green Coated</td> <td>Grey Coated</td> </tr> <tr> <td><input type="checkbox"/></td> <td><input checked="" type="checkbox"/></td> <td><input type="checkbox"/></td> </tr> </table>	Galvanized	Green Coated	Grey Coated	<input type="checkbox"/>	<input checked="" type="checkbox"/>	<input type="checkbox"/>
Galvanized	Green Coated	Grey Coated					
<input type="checkbox"/>	<input checked="" type="checkbox"/>	<input type="checkbox"/>					




For stretching a mesh between posts.

QUICKFIX MRT® TENSIONERS					
Dimensions (mm)	90x25x46				
Finish: Galvanized / Powder coated	<table border="1"> <tr> <td>Galvanized</td> <td>Green Coated</td> </tr> <tr> <td><input type="checkbox"/></td> <td><input checked="" type="checkbox"/></td> </tr> </table>	Galvanized	Green Coated	<input type="checkbox"/>	<input checked="" type="checkbox"/>
Galvanized	Green Coated				
<input type="checkbox"/>	<input checked="" type="checkbox"/>				



It allows to fix the mesh to the Quickfix MRT® post zipper.

STAPLE PIERS & STAPLES QUICKFIX MRT®	
Staples finish	Galvanized / Stainless steel



Baby Graf

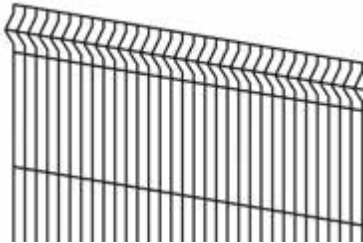
Top Graf with charger

Allows fast and easy fixing mesh to the line wire, it replaces the tie wire.

STAPLE PIERS & STAPLES	
Piers type	Baby Graf 16-20 / Top Graf 20-22 with charger
Staples dimensions and finishes	n° 16 galv. / n° 20 PVC coated.

A - MRT SAFETY LIGHT SYSTEM

The panels, posts and fixations have been tested in accordance with the impact test recommendations of Annex C of the revised ISO 14120:2015 standard. The system withstood an impact of 800 joules. It complies with the regulations and the machinery directive 2006/42/EC. The coating is galvanized & powder coated, available in more than 200 RAL colours, although the standard colours are those indicated.



Fully adaptive panel, it can be cut to size.

PANEL	∅ 4,0 mm 150/200x20 mm	
Height (mm)	1,355 / 1,855	Black RAL 9005
Length (mm)	1,500	

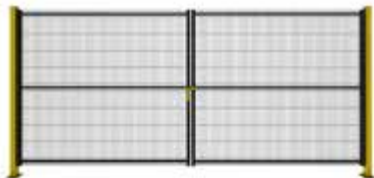


With welded base

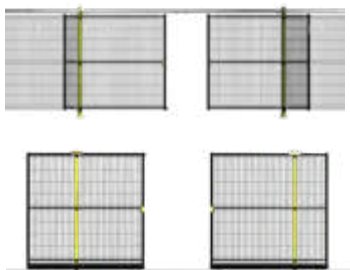


Safety Light Staple

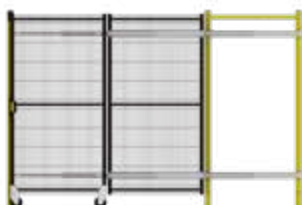
POST	Post 60x40 mm	
Height (mm)	1,530 / 2,030	Yellow RAL 1021
Fixation	Pre-drilled post and unmissable screws	



SWING GATE	· Single / Double leaf	
Height (mm)	1,500 / 2,000	Black RAL 9005
Width (mm)	From 1,000 to 4,000	Yellow RAL 1021



HANGING OR SLIDING GATE	· Single / Double leaf	
Height (mm)	1,500 / 2,000	Black RAL 9005
Width (mm)	From 1,000 to 4,000	Yellow RAL 1021



TELESCOPIC GATE	· Single / Double leaf	
Height (mm)	1,500 / 2,000	Black RAL 9005
Width (mm)	From 1,635 to 6,010	Yellow RAL 1021

B - MRT HEAVY SAFETY SYSTEM

Mesh panels, posts and fixations have been tested in accordance with the impact test recommendations in Annex C of the revised ISO 14120:2015 standard. The system withstood an impact of 1,600 joules. It complies with the regulations and the machinery directive 2006/42/EC. The coating is galvanized & powder coated, available in more than 200 RAL colours, although the standard colours are those indicated.



∅ 3,0 mm 100/20 mm

PANEL

Fillings*
Mesh / Galvanized plate / Polycarbonate

Height (mm)	870 / 1,370 / 1,870 / 2,270
Length (mm)	325 / 525 / 825 / 1,025 / 1,225 / 1,525
Frame (mm)	30x30x1,5



* The standard filling is mesh, two fillings can be combined in the same panel.



With welded base



Safety Heavy Fixation

POST

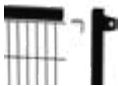
Post
60x60 mm

Height (mm)	1,030 / 1,530 / 2,030 / 2,430
Fixation	Pre-drilled post and retaining washers



accessories

1- Cutting Kit




2- Adaptable Corner Kit



SWING GATE

· Single / Double leaf


Height (mm)	1,000 / 1,500 / 2,000 / 2,400
Width (mm)	From 1,000 to 4,000



HANGING OR SLIDING GATE

· Single / Double leaf

Height (mm)	1,000 / 2,000 / 2,400
Width (mm)	From 1,000 to 4,000



TELESCOPIC GATE

· Single / Double leaf

Height (mm)	1,000 / 1,500 / 2,000 / 2,400
Width (mm)	From 1,635 to 6,010



MRT SECURITY

MRT Security is synonymous with the latest technology in the market for intrusion detection and perimeter security. We evaluate projects according to the clients' requirements and provide customized solutions to fulfil their needs. Technology, quality and service combine to offer the solution most suited to afford the most comprehensive security:



Risk assessment



Comprehensive security plans



Project management and monitoring



Custom projects



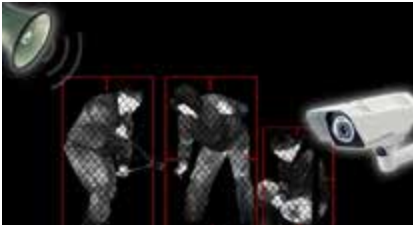
Design and engineering



Installation and maintenance

PERIMETER PROTECTION

VIDEO ANALYTIC



PIEZOELECTRIC SENSORS ON FENCE



GEO-SEISMIC CABLE FOR FOOTSTEP DETECTION



VIDEO ANALYSIS

SECURITY



MARKETING



MARKETING & SECURITY



PROCESS CONTROL



GATES

A - SWING GATES

Manufactured according to EN 13241 standard, delivered with CE marking. It supplied preassembled and with its Declaration of Performance.



Option

- Posts with welded base (except ECO and Residential).
- Single and double leaf gates according to the accessibility requirements for People with Reduced Mobility.

A1 - RESIDENTIAL RANGE



ECO	· Single leaf	Welded Mesh 200x50 mm	4.0 mm	
Height (mm)	1,000 / 1,200 / 1,500			
Width (mm)	1,000			
Post (mm)	ø 48 mm			

components

1- Adjustable Hinges



2- Closure with Latch



RESIDENTIAL	· Single leaf	Welded mesh 100x50 mm	4.0 mm	
Height (mm)	1,000 / 1,200 / 1,500			
Width (mm)	1,000			
Post (mm)	ø 48 mm			

components

1- Adjustable Hinges



2- Handle and Key Lock



EXOTIC® PANEL	· Single / Double leaf	Panel Exotic®	5.0 mm	
Height (mm)	900 / 1,200 / 1,500			
Width (mm)	From 1,000 to 4,000			
Finish	Galvanized & Powder coated			

components

1- Adjustable Hinges
Locinox®



2- Stainless Steel Lock
with set of keys



3- Drop Bolt and Ground
Stop (double leaf)



OPTION
Post Base
(Single leaf width ≤ 1,2m)



A2 - PROFESSIONAL RANGE



CLASSIC MESH

· Single / Double leaf Welded mesh 50x50 mm 4.0 mm

Height (mm)	From 1,000 to 2,000	
Width (mm)	From 1,000 to 4,000	
Finish	Galvanized & Powder coated / Post-galvanized / Bord de mer	

components

1- Adjustable Hinges Locinox®



2- Stainless Steel Lock with set of keys



3- Drop Bolt and Ground Stop (double leaf)




OPTIONS:
Defensive Profile



Aluminium Gate Hold-back Catch



Post Base (Single leaf with ≤ 1,2m)



HÉRCULES®

· Single / Double leaf Hércules® Panel 200x55 mm 5.0 mm

Height (mm)	From 1,000 to 2,400	
Width (mm)	From 1,000 to 8,000	
Finish	Galvanized & Powder coated / Post-galvanized / Bord de mer	

components

1- Adjustable Hinges Locinox®



2- Stainless Steel Lock with set of keys



3- Drop Bolt and Ground Stop (double leaf)



OPTIONS:
Defensive Profile



Hydraulic Gate Closer



Aluminium Gate Hold-back Catch



Post Base (Single leaf width ≤ 1,2m)



DIABOLO PLUS

· Single / Double leaf Vertical bars Ø 25x1.5 mm

Height (mm)	From 1,000 to 2,500	
Width (mm)	From 800 to 2,400	
Finish	Galvanized & Powder coated / Post-galvanized / Bord de mer	

Suitable for playgrounds, according to EN 1176-1 standard.

components

1- Self-closing Locinox® Hinges



2- Child Safety Locinox® Lock



3- Drop Bolt and Ground Stop (double leaf)



OPTIONS:
Triangular Cylinder Set



Aluminium Gate Hold-back Catch



Post Base (Single leaf width ≤ 1,2m)



GATES



RANGE PRO & PLUS

· Single / Double leaf

Height (mm)	From 1,000 to 3,000
Width (mm)	From 1,000 to 10,000
Fillings	Many options
Finish	Galvanized & Powder coated / Post-galvanized* / Bord de mer*



* Finish not available for Perforated Plus filling gate.

Reversible leaves with 180° opening / Post and frame sections change by gate size.

filling options

CLASSIC PRO



□ Not crossing bars
25x25x1.0 mm

BEVELED PLUS



□ Crossing bars
positioned at 45°
25x25x1.5 mm

BALI® PLUS



□ Crossing bars
25x25x1.0 mm

EXOTIC® PLUS



○ Crossing bars
∅ 25x1.5 mm

NOT CROSSING EXOTIC® PLUS



○ Not crossing bars
∅ 25x1.5 mm

PERFORATED PLUS



□ Plate Thickness 1.5
Perforations 30x30 mm

ONDAS PLUS



○ Crossing bars
∅ 20x1.5 mm

RONDO PLUS



○ Not crossing bars
∅ 25x1.5 mm

TUBES PLUS



○ Not crossing bars
∅ 20x1.5 mm

CROSSING TUBES PLUS



○ Crossing bars
∅ 20x1.5 mm

HELIX PLUS



○ Not crossing bars
∅ 35x1.5 mm

BUBBLE PLUS



○ Not crossing bars
∅ 35x1.5 mm

components

1- Adjustable Hinges Locinox®



2- Locinox® Lock



3- Drop Bolt and Ground Stop (double leaf)



OPTION:
Defensive Profile



Hydraulic Gate Closer



Triangular Cylinder Set



Aluminium Gate Hold-back Catch




Post Base (Single leaf width ≤ 1,2m)



B - SLIDING GATES

Manual opening gates. Manufactured according to EN 13241 with corresponding CE marking. Delivered with its Declaration of Performance. Guide rail to screw or to embed. Many filling options (page 25).



1

LIGHT

Structure Standard

Height (mm)	From 1,200 to 2,500	
Width (mm)	From 3,000 to 8,000	
Finish	Galvanized & Powder coated	


1- Closing Column

2- Locinox® Lock

3- Bottom Girder / Guide Rail / Wheels

4- Guide Post or Guide Bridge

5- Stop



1

PRO

Structure Reinforced

Height (mm)	From 1,200 to 2,500	
Width (mm)	From 3,000 to 12,000	
Finish	Galvanized & Powder coated	

1- Closing Column

2- Locinox® Lock

3- Bottom Girder / Guide Rail / Wheels

4- Guide Bridge

5- Stop



D - CANTILEVER SLIDING GATES

Manual opening gates. Manufactured according to EN 13241 with corresponding CE marking. Delivered with its Declaration of Performance. It is not necessary to cement the transit area. Many filling options (page 25).



LIGHT		Structure Standard
Height (mm)	From 1,200 to 2,500	
Width (mm)	From 3,000 to 8,000	
Finish	Galvanized & Powder coated	

1- Closing Column




2- Locinox® Lock



3- Bottom Girder / Carriage



4- Guide Post or Guide Bridge



5- Stop



options

FOR SLIDING AND CANTILEVER GATES:

- 2 possible opening senses, sliding left or right.
- Posts to embed or with welded base.
- Gate without lock and with gang box lid.
- Defensive profile.



SLIDING GATE PRO - TWIN WIRE


filling options

CLASSIC



□ Not crossing bars
25x25x1.5 mm

BEVELED PLUS



□ Crossing bars positioned at 45°
25x25x1.5 mm

RONDO PLUS




○ Not crossing bars
∅ 25x1.5 mm

FRAMED PLUS



∅ Wire V 5.0 mm □ Mesh
Wire H 6.0 mm 300x50 mm

BALI® PLUS



□ Crossing bars
25x25x1.0 mm

EXOTIC® PLUS



○ Crossing bars
∅ 25x1.5 mm

NOT CROSSING EXOTIC® PLUS




○ Not crossing bars
∅ 25x1.5 mm

ONDAS PLUS



○ Crossing bars
∅ 20x1.5 mm

PERFORATED PLUS



□ Plate □ Perforations
Thickness 1.5 mm 30x30 mm

TUBES PLUS



○ Not crossing bars
∅ 20x1.5 mm

CROSSING TUBES PLUS



○ Crossing bars
∅ 20x1.5 mm

HÉRCULES®



∅ Wire □ Hercules® panel
5.0 mm 200x55 mm

TWIN WIRE



∅ V 5.0 or 6.0 mm □ Twin wire panel
H 6.0 or 8.0 mm 200x55 mm

NEW HELIX PLUS



○ Not crossing bars
∅ 35x1.5 mm

NEW BUBBLE PLUS



○ Not crossing bars
∅ 35x1.5 mm

STOCK FENCING

A - HJ MRT® STOCK FENCE

Progressive mesh apertures.



HJ MRT® LIGHT [L]

∅ V 1.9 mm ∅ H 2.45 mm top & bottom
H 1.9 mm infill horizontal

Height (mm)	From 600 to 2,000
Roll length (m)	50 / 100
No. line wires	From 6 to 20
Distance between verticals (cm)	15 / 30
Finish	Class A galvanized / Class A galvanized + ECOVER® Class A galvanized + 2H ECOVER® / ZnAl®



HJ MRT® MEDIUM [C]

∅ V 2.45 mm ∅ H 3.0 mm top & bottom
H 2.45 mm infill horizontal

Height (mm)	From 800 to 2,000
Roll length (m)	50
No. line wires	From 8 to 17
Distance between verticals (cm)	15
Finish	Class A galvanized / Class A galvanized + ECOVER® Class A galvanized + 2H ECOVER® / ZnAl®



HJ MRT® HEAVY [B]

∅ V 3.0 mm ∅ H 4.0 mm top & bottom
H 3.0 mm infill horizontal

Height (mm)	From 800 to 1,640
Roll length (m)	50
No. line wires	From 8 to 12
Distance between verticals (cm)	15
Finish	Class A galvanized / Class A galvanized + ECOVER® Class A galvanized + 2H ECOVER® / ZnAl®



Progressive mesh apertures. The range of HJ MRT® HT and LHT meshes are high tensile strength in horizontal wires.



HJ MRT® LIGHT HIGH TENSILE [LHT]

∅ V 1.9 mm ∅ H 2.5 mm top & bottom
H 1.9 mm infill horizontal

Height (mm)	From 1,600 to 2,000
Roll length (m)	50
No. line wires	From 23 to 25
Distance between verticals (cm)	15
Finish	Class A galvanized / Class A galvanized + ECOVER® Class A galvanized + 2H ECOVER® / ZnAl®

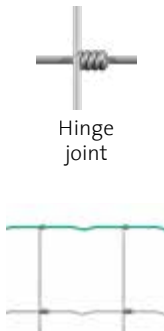


HJ MRT® HIGH TENSILE [HT]

∅ V 2.5 mm ∅ H 2.5 mm

Height (mm)	From 530 to 1,900
Roll length (m)	100
No. line wires	From 5 to 15
Distance between verticals (cm)	15 / 22 / 30
Finish	Class A galvanized / Class A galvanized + ECOVER® Class A galvanized + 2H ECOVER® / ZnAl®

B - AGROTOR® PREMIUM



AGROTOR® PREMIUM

∅ V 1.9 mm ∅ H 2.45 mm top & bottom
H 1.9 mm infill horizontal

Height (mm)	From 1,000 to 1,480
Roll length (m)	50 / 100
No. line wires	From 8 to 18
Distance between verticals (cm)	15
Finish	Class A galvanized + 2H ECOVER® on the top & bottom



HJ MRT® HIGH TENSILE

STOCK FENCING

C - FK MRT® STOCK FENCE

Progressive and non-progressive mesh apertures. Wire tensile strength is: high tensile or hard. Wire diameters change depending on the range.



Fix Knot
∅ 2.24 mm

FK MRT®

∅ Verticals
From 2.0 to 2.5 mm

∅ Horizontals
From 2.0 to 3.5 mm

Height (mm)	From 800 to 3,050
Roll length (m)	50 / 100
No. line wires	From 8 to 26
Distance between verticals (cm)	15 / 30
Finish	Class A galvanized / Class A galvanized + ECOVER® / Class A galvanized + 2H ECOVER® / ZnAl®

range options

FK MRT® LIGHT



- ∅ Vertical wires
2.0 mm
- ∅ Horizontal wires
2.5 mm top & bottom
2.0 mm infill horizontal

FK MRT® MEDIUM LIGHT



- ∅ Vertical wires
2.0 mm
- ∅ Horizontal wires
3.0 mm top & bottom
2.0 mm infill horizontal

FK MRT®



- ∅ Vertical wires
2.5 mm
- ∅ Horizontal wires
2.5 mm top & bottom
2.5 mm infill horizontal

FK MRT® MEDIUM



- ∅ Vertical wires
2.5 mm
- ∅ Horizontal wires
3.0 mm top & bottom
2.5 mm infill horizontal

FK MRT® HEAVY



- ∅ Vertical wires
2.5 mm
- ∅ Horizontal wires
3.5 mm top & bottom
2.5 mm infill horizontal



FK MRT®

D - XK MRT® STOCK FENCE

Progressive and non-progressive mesh apertures. Options of wire tensile strength is: high tensile, hard or soft. Wire diameters change depending on the range.



X Knot

XK MRT®	∅ Verticals wires from 2.0 to 2.5 mm	∅ Horizontal wires from 2.0 to 3.43 mm
Height (mm)	From 600 to 2,600	
Roll length (m)	50 / 100 / 250 / 300	
No. line wires	From 8 to 26	
Distance between verticals (cm)	5 / 7,5 / 10 / 15 / 22 / 30	
Finish	Class A galvanized / Class A galvanized + ECOVER® / ZnAl®	

range options

XK MRT® LIGHT



∅ All wires
2.0 mm

XK MRT®



∅ All wires
2.5 mm

XK MRT® HEAVY



∅ Vertical and knot wires
2.5 mm


∅ Horizontal wires
3.43 mm top & bottom
2.5 mm infill horizontal



XK MRT®

WELDED, ELECTRO-WELDED MESH & WIRE NETTING

PROGRESSIVE WELDED MESH




PROGRESSIVE WELDED MESH

∅ Verticals from 2.2 to 3.0 mm ∅ H 2.2 to 3.4 mm top & bottom H 2.2 to 3.0 mm infill horizontal

Height (mm)	From 1,200 to 2,500
Roll length (m)	25* / 50
No. line wires	From 12 to 25
Distance between verticals (cm)	5* / 15
Finish	Class B ZnAl® / Heavy galvanized / Class A ZnAl®

* Only available for 120/17/5 and 180/23/5 geometries.

ELECTRO-WELDED MESH




WELDED MESH ROLLS

∅ From 0.8 to 3.0 mm

Height (mm)	From 508 to 2,032
Roll length (m)	5 / 25 / 30*
Mesh (mm)	6x6 / 8x8 / 10x10 / 13x13 / 16x16 / 19x19 / 25x13 / 25x25 / 51x25 / 51x51 / 102x51
Finish	Class D galvanized / Galvanized & PVC coated / Post-galvanized

* 30 m roll length is packaging format for galvanized mesh.



BADGER FENCE

∅ 2.0 mm

Height (mm)	300 / 1,000 / 1,200 / 1,500
Roll length (m)	25
Mesh (mm)	25.4 x 50.8
Finish	Class A ZnAl®

WIRE NETTING MESH

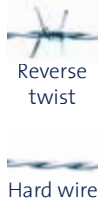


WIRE NETTING MESH

Height (mm)	From 500 to 2,000
Roll length (m)	10 / 50
Mesh (mm)	13 / 16 / 19 / 25 / 31 / 41 / 51
Finish	Class D galvanized / Galvanized & PVC coated*

* Check conditions.

A - BARBED WIRE



ERIZO® & DARDO®

∅ From 1.6 to 1.8 mm

Roll length (m)	100 / 250 / 500
Distance between barbs (mm)	80 / 100 / 127 / 150
Finish	Erizo®: Class A galvanized / Class A galvanized + ECOVER® / ZnAl® Dardo®: Class D galvanized



IOWA & BRAVO®

∅ From 2.0 to 2.7 mm

Roll length (m)	100 / 200 / 250
Distance between barbs (mm)	80 / 100 / 150
Finish	Iowa: Class D galvanized / Class A galvanized Bravo®: Class D galvanized / Class A galvanized / Class A galvanized + ECOVER® / Green PVC coated / ZnAl®

B - BARBLESS WIRE



BARBLESS WIRE MRT

∅ 2.4 mm

Roll length (m)	200
No. twist / meter	19 ± 3
Finish	Class A galvanized



BARBED WIRE

WIRE, NAILS & STAPLES

WIRE

MRT is wire drawer with over 150 years of experience and offer a wide range of wires adapted to the transformer needs (paper industry, manufacture of hangers, handles, etc.), to agriculture (vine wire, etc.) and to hardware store needs.



WIRE - INDUSTRY & TRANSFORMATION

From 0.9 to 8.26 mm

Estate

Annealed or Hard

Orbit / Coil (kg)

350 - 1,000 * / 1,300 - 1,400

Finish

Class D galvanized / Class A galvanized / Class A galvanized + ECOVER® / Galvanized & PVC coated by extrusion / ZnAl®

* PVC Coated wire only 500 or 700 kg orbits



WIRE - AGRICULTURE & HARDWARE STORES

From 0.9 to 5.9 mm

Estate

Annealed or Hard

Roll (kg)

0.5 / 1 / 5 / 25 / 35 / 40 / 50 *

Finish

Class D galvanized / Class A galvanized / Class A galvanized + ECOVER® / Galvanized & PVC coated by extrusion / ZnAl®

* PVC Coated wire only 5 or 25 kg rolls

RECOVERING OPTIONS



ECOVER® is designed to protect galvanized wire; adding an excellent resistance against corrosion, increasing the wire life; even in extreme weather conditions. Ideal for ranching and agriculture.



95% Zinc + 5% Aluminium. The most durable galvanized steel wire. The increased homogeneous properties of the ZnAl® coating gives it greater adhesion than zinc only galvanization, making it more resistant to rust.

NAILS & FENCING STAPLES

6 cartons of 3 kg



NAILS

Flat head

From 14 to 25 in Paris number

Length (mm)

From 40 to 200

Finish

Polish

Smooth

6 cartons of 3 kg

Barbed

Buckets of 5, 10 and 20 kg

FENCING STAPLES

From 16 to 19 in Paris number

Type

Smooth / Barbed

Length (mm)

From 20 to 40

Finish

Class D galvanized / Class A galvanized / Class A galvanized + ECOVER® / ZnAl®

MOSQUITO NETTING

Mosquito netting, it's a woven commercially galvanized wire.



MOSQUITO NETTING		∅ 0,3 mm
Height (mm)	600 / 800 / 1,000 / 1.200	
Roll Length (m)	30	
Mesh (mm)	18x15	
Finish	Class D galvanized	

WELDED MESH PANEL


Welded mesh panel is used in the fabrication of cages and machine safety units.



WELDED MESH PANEL		∅ 2,7 / 3,0 / 4,0 / 5,0 / 6,0 mm
Dimensions (mm)	Upon request	
Mesh (mm)	25x25 / 30x30 / 40x40 / 50x50 / 100x50 / 150x50 / 200x50 / 250x50 / 300x50	
Finish	Grey / Class D galvanized / Post-galvanized / Powder coated	

MOBILE FENCING

Mobile fencing is used to temporarily protect access to projects under construction or fairs.



We can provide the panel without posts.

MOBILE FENCING		∅ 3,25 mm	Post 40x1,0 mm
Dimensions (mm)	3,500x1,900		
Central mesh (mm)	133x125		
Finish	Class D galvanized		

accessories

1- Reinforced concrete base: 57,5x24x10,5 cm



2- Anti-vandalism clamp



CLOTHESLINE



CLOTHESLINE		Post 34x1,5 mm
Dimensions (mm)	500x2,450	
No. of threads	4	
Finish	PVC Coated	



GENERAL SALE TERMS AND CONDITIONS

1. General Conditions

1.1 All sales and/or supplies by MOREDA RIVIERE TREFILERÍAS, hereinafter “the Vendor” or “MRT”, shall be governed by these General Conditions of Sale, except those which, differing from these Conditions, are expressly accepted by MRT in writing. MRT does not sell to final consumers, therefore, (i) all sales subject to these General Conditions are trade sales and (ii) consumer protection legislation does not apply to the sales regulated here.

The parties shall not be bound by any other conditions or agreements that have not been accepted in writing or expressly by MRT nor shall any such conditions or agreements have any effect.

2. Formal confirmation of orders and scope of supply:

2.1 When the Client places an order, MRT may accept it or not. If MRT accepts the order, it shall inform the Client. Only those orders that have been accepted shall be binding for MRT, and under the terms and conditions under which they have been accepted.

2.2 The sale shall include the supplies detailed in the order accepted by MRT.

2.3 The weights, dimensions, capacities, technical specifications, photos and configurations referring to the Vendor's products included in catalogues, pamphlets, website, prospectus, technical literature or any other format, are intended as guidance information and shall have no binding or contractual status, with the exception of cases where the Vendor expressly accepts a specification agreed with the Client in writing.

2.4 The Vendor must always be notified in writing of any modifications and/or variations of the scope of an order and these shall only be valid if expressly accepted by the Vendor in writing.

3. Prices:

3.1 The prices that appear in offers issued by MRT do not include VAT nor any other taxes, duties or charges. Taxes and other duties shall be included in the invoice with the corresponding rates.

3.2 The prices that appear in the offers issued by MRT only apply to the material sums and qualities specified in same and always under the terms and conditions specified therein.

3.3 The prices indicated in any future offers issued by MRT are built, among other elements on the basis of payment conditions specified in same. Consequently, any extension of the term of payment agreed by the parties shall include the corresponding review of the prices for the purpose of adjusting them accordingly to the new conditions agreed.

3.4 The prices that appear in any offers issued by MRT do not include shipping.

3.5 The prices and other conditions contained in the offers or in the Order Confirmation issued by MRT are not final for MRT and may be altered as a result of the effects of the Russia-Ukraine war and/or any event of force majeure or that alters contractual balance. If, in the reasonable opinion of MRT, any circumstance occurs that will impact the balance of the obligations of the parties, MRT may suspend the supply and the parties must negotiate and agree on the necessary changes to correct such situation.

4. Payment Conditions:

4.1 The Vendor's offer shall include the payment conditions of the supply.

4.2 The payment shall be made by bank transfer or using any other method admitted in the manner on which the parties may agree. The payment will be made without any deduction except those provided for on a compulsory basis by law or which have been agreed expressly by the parties in writing. The final costs incurred in the payment method shall be assumed in full by the Purchaser.

4.3 Except where a delivery date is expressly indicated as an essential term, the term of delivery shall not be considered essential.

Any delay in the delivery of the supply for reasons beyond the scope of responsibility of the Vendor shall not entitle it to change the maturities or payment conditions agreed with the Purchaser. Nor shall it result in any right to any claim against MRT.

Delay of delivery for reasons attributable to the Vendor may give rise to compensation but shall not entitle the purchaser to terminate the sale.

4.4 If the purchaser does not meet the deadlines or payment conditions agreed, they must pay the Vendor, with no need for prior notification of same, interest on arrears in accordance with the applicable legislation establishing measures to combat late payments in commercial transactions.

4.5 In the event that the Purchaser fails to comply with its payment obligations in the terms agreed, the Vendor, in addition to being entitled to use any remedy as per the applicable legislation, without limitation, may suspend or terminate the supply contract and/or the execution of the services associated with same, all without prejudice to the rights of MRT to claim the corresponding compensation for damages suffered as a result of said non-compliance. Without prejudice to the above, where late payment for the supplies is agreed, the non-payment of any fee shall entitle MRT to declare the early termination of the credit and claim the full sum from the Client. The use of one or more of the remedies for non-compliance provided for in these General Conditions or in Law shall not constitute the waiving of any of the others.

4.6 The submission of a claim on the part of the Purchaser shall not entitle same to freeze payments or to make any reductions of any kind with respect to same.

4.7 If MRT has grounds to believe that the Client cannot meet its obligations arising from the Contract or any other contract entered into with the Group of companies to which MRT belongs, named CELSA GROUP (which is made up of all those companies that are directly or indirectly controlled by MRT, that directly or indirectly control MRT, that are under joint management with MRT or that are under direct or indirect common control, with MRT, or, in short, all those companies that have some participation, direct or indirect, of whatever type, in MRT), it may, at any time, suspend fulfilment of same, unless the Client immediately pays the total sum of the price and satisfies all pending payments arising from other contracts with the CELSA Group in full, or delivers to MRT a joint bank guarantee at first requirement for such sum. MRT shall issue immediate notification of the suspension, granting the Client a reasonable term to make the payment or deliver the guarantee, upon expiry of which the Vendor may terminate the contract. All of the above is without prejudice to the other rights granted to MRT in such circumstances by Law and by these General Conditions.

4.8.- If the sale to the Client is covered by credit insurance, and during or pending the supply, the insurance company informs the Vendor of the removal of the coverage in relation to this client, MRT may suspend deliveries except where the Client immediately pays the total price or delivers to MRT a joint bank guarantee for said sum upon initial request thereof. MRT shall issue immediate notification of the suspension, granting the Client a reasonable term to make the payment or deliver the guarantee, upon expiry of which the Vendor may terminate the contract. All of the above is without prejudice to the other rights granted to MRT in such circumstances by Law and by these General Conditions.

5. Term and Conditions of Delivery:

5.1 The delivery shall be completed in the place and under the conditions agreed between the parties. In the absence of express agreement, it shall be understood that it will take place ExWorks at one of the two plants of MRT depending on the product requested (MRT GIJÓN: Av. Del Príncipe de Asturias, s/n – 33211 Gijón or MRT CERDANYOLA: C/Montclar,61 – Polígono Polizur – 08290 CERDANYOLA DEL VALLES).

MRT shall not be obliged to deliver the goods if the Purchaser is not fully up to date with all payment obligations.

The terms of delivery shall be the following, without prejudice to the provisions of Clause 5.2 below:

- Where a fixed delivery date is set, the order shall be delivered on said date.

- In the event that, rather than establishing a specific delivery date, a period of time is established for same (e.g. three weeks), said term shall start from the acceptance of the order on the part of MRT (or from MRT's receipt of the technical specifications where this occurs later).

If no delivery date is agreed, MRT shall deliver the goods in accordance with the production schedule it deems appropriate. In such cases, MRT shall also be entitled to make partial deliveries.

The purchaser's refusal to receive or remove the goods shall entitle MRT to invoice the purchaser, who accepts same, a sum of one tenth of the value of the goods per day until the goods are effectively removed and to claim any other damages MRT suffers, without prejudice to the right to terminate the contract and others permitted in the General Conditions and applicable legislation.

5.2 The Vendor is not obliged to comply with the term of delivery where provided for by Law, or these General Conditions, where any of the following situations arise:

a) The Purchaser fails to deliver the documentation required for the execution of the order on time.

B) The Purchaser fails to comply with (i) any of the contractual obligations provided for in MRT's offer or (ii) in the order issued by the Client and accepted by MRT or (iii) in these General Conditions.

c) For reasons not attributable to the Vendor delays arise in the production or availability of all or some of the elements of the supply. For information purposes, these include, but are not limited to the following causes of delay: strikes of suppliers, transport and services, failures in third party supplies, failures in transport systems,

flooding, storms, disturbances, strikes, stoppages on the part of the personnel of the Vendor or subcontractors, sabotage, accidental stoppages in workshops of the facilities of the Vendor due to breakdown.

In cases a), b) and c) above, the new terms of delivery shall not modify the programming of payments for the order.

6. Packaging and Transport:

6.1 Except where previously agreed with the Client, the packaging and materials subject to supply are not included in the price.

6.2 The transport, including loading and unloading shall be made in accordance with the conditions specified in the offer issued by MRT or the Client's order accepted by MRT.

7. Inspection and Reception:

7.1 Once the supply is received, the Purchaser shall verify the content of same.

- Any defect in the quality and/or quantity and/or weight attributable to the Vendor and which is visible or apparent should be declared by the Purchaser in writing upon delivery. The appearance of defects shall be noted by the Purchaser on the delivery note or CMR or in the transport delivery document.

- Any deficit other than those listed above must be reported by the Purchaser to MRT within a period of no more than 7 days from receipt of the goods.

7.2 If the supply contains defects and/or faults attributable to the Vendor and these are communicated within the term and in the manner provided for in the previous clause, MRT shall take the measures provided for in these General Conditions for their elimination.

Once the aforementioned terms have expired without the Vendor having received written communication from the Purchaser on the eventual defects or faults, it shall be understood that the order has been accepted for all corresponding legal effects, with no subsequent claims admitted.

7.3 Except where agreed otherwise, the parties expressly accept that there may be variations of in and around +/- 10% in the weight of the goods invoiced, among other reasons due to the existence of differences in the set-up of scales.

In the event that the difference of weight is in excess of 10%, the Purchaser shall inform the Vendor of such circumstance in writing within the term provided for in Clause 7.1 (first script) above, attaching the corresponding scales tickets and the calibration certificate of the scales with the differences to said communication. Said differences, once verified shall be delivered to the purchaser.

8. Claims:

8.1 Any claim in relation to the supply must, in addition to being lodged within the term provided in Clause 7 above, be accompanied by tests or samples of the material rejected (physical samples of defective material, breakages, tests carried out by the purchaser, etc.) and a brief report on the grounds or reasons for such rejection.

Once the samples are analysed by the Vendor, it shall be entitled to verify all of the material affected by the rejection.

8.2 Except where agreed otherwise, the returns or consignments of material to the Vendor's facilities for payment, replacement or repair, must always be made with freight paid.

8.3 Under no circumstances shall returns or complaints relating to material that has been used or assembled on other equipment or facilities be accepted.

9. Guarantees:

9.1 In the event that the goods present any defect or fault attributable to the Vendor and these have been communicated in the manner and the terms described in these General Conditions, the Purchaser shall be entitled to have the Vendor carry out some of the following actions, at the choice of the Vendor:

- The return to the Purchaser of the sum paid for same to the Vendor for the defective goods.

- The replacement of the defective goods with other non-defective goods, or

- The Vendor shall carry out, at its own cost, the conditioning of the material necessary.

Except where agreed otherwise in writing, under no circumstances shall the Vendor assume the costs of conditioning or rework of the material by personnel external to MRT.

9.3 Damages cause by inadequate handling, storage or keeping of the goods and general damages not attributable to the Vendor shall be excluded from this guarantee. All complaints shall be rejected if, after confirmation of the defects, or upon confirmation of same, the Client continues with the processing of the products.

9.4 MRT does not guarantee that its products are suitable for the specific use the Client makes of same, nor that they are appropriate for use, transformation and/or coating operations the Client intends to perform on them. The Client shall be responsible for the damages arising from the use and/or processing and/or finishing and/or coating of the products and commits to hold MRT harmless in relation to any third party complaint regarding same. MRT guarantees only the delivery of the manufactured product in accordance with the product standards applied as standard in the sector.

9.5 Except where the applicable legislation imposes additional guarantees on a compulsory basis, this guarantee shall constitute the only guarantee applicable to the products or material sold by MRT.

10. Limitation of Responsibility:

10.1 Under no circumstances shall the Vendor be responsible for the indirect damage or consequences that may arise as a consequence of the supply and the use, including but not limited to: loss of production, loss of profit, capital costs, stoppage costs, personal injury, impairments or damage to equipment, systems and buildings of the Purchaser or third parties and others, as such damages are produced at their facilities and their client's facilities or the clients of same. The Client shall hold MRT harmless in relation to any third party claim for this sum.

10.2 In any case, in the absence of compulsory provision otherwise established in the applicable legislation, the total liability of the Vendor arising from the supply shall be limited to the maximum value of the supply to which said claim pertains. The Client shall hold MRT harmless in relation to any third party claim in violation of the above.

11. Reservation of Title:

11.1 The goods subject to the sale shall remain the property of MRT until their full payment on the part of the Purchaser.

To these effects, the Purchaser commits to keeping the goods sold duly marked as property of MRT until the payment date. Similarly, the Purchaser commits to communicating and warning any third party of the fact that MRT is the owner of the goods until full payment is completed.

12. Industrial and Intellectual Property Confidential Information:

The relation tabled between the Vendor and the Purchaser does not imply the transfer or licensing of any type of relation to the intellectual and industrial property rights held by MRT. Any intellectual or industrial property right that might arise as a consequence of the supply regulated by these General Conditions shall belong wholly to MRT which may register and use same as it sees fit.

The Client shall treat all plans, drawings, procedures, instruction documents and other information provided by MRT to the Client (except to the extent such information is public knowledge) and may not disclose same in part or in full to third parties without the prior written consent of MRT. Nor shall the Client use same for any purposes other than the operation provided for herein.

13.- Goods Produced to Client's Specifications:

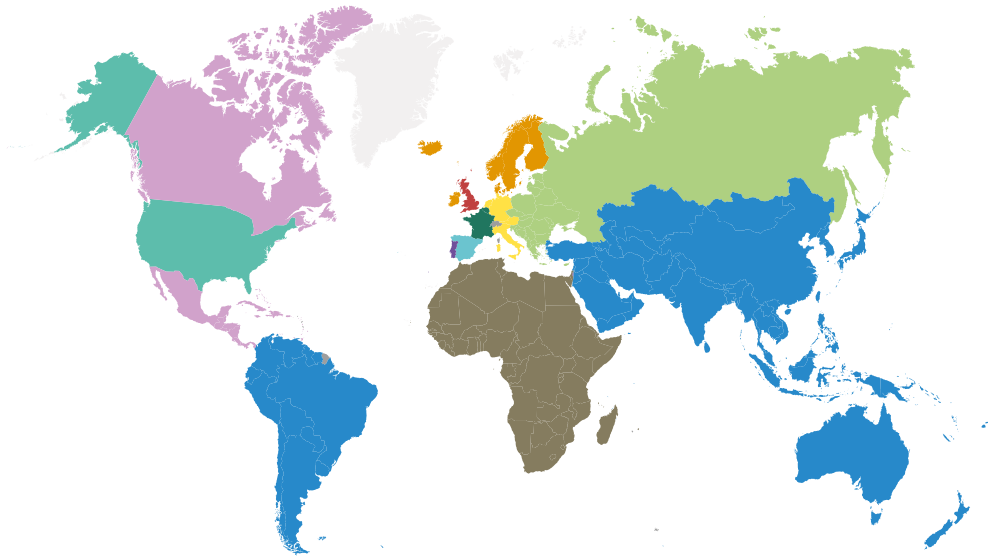
MRT shall not assume any responsibility in relation to the accuracy or validity of the information, specifications, instruction or plans ("Information") supplied by the Client. The Client shall compensate and hold MRT, its workers, directors, administrators and representatives, harmless for any damages or liability arising from the use of said information.

14. Jurisdiction and Applicable Legislation:

The parties expressly waive any other rights that may correspond to them and submit to the jurisdiction and competency of the Courts and Tribunals of Barcelona (Spain).

This agreement is governed by Spanish law.

CONTACT US



Pau Arbona

mrtca@moreda.com
+34 682 265 896

Eugeni Vilar

eugeni.vilar@moreda.com
+34 668 135 893

Jan Marcet

mrtcee@moreda.com
+34 668 139 277

Jordi Rusca

jordi.rusca@moreda.com
+34 682 579 856

Gregorio Barguilla

gbarguilla@moreda.com
+34 607 634 439

Mohamed Aibibaouen

mohamed.aibibaouen@moreda.com
+212 662 892 032

Miquel Bolós

miquel.bolos@moreda.com
+34 608 970 590

MRT Fencing

mrtfencing@moreda.com
+44 1623 703 991

Olivier Holtz

olivier.holtz@moreda.com
+33 607 005 107

Cristian Callejón

cristian.callejon@moreda.com
+34 682 261 367

Charles Pasquier

cpasquier@moreda.com
+33 621 340 399

Bruno Pina

bruno.pina@moreda.com
+34 679 156 349

FACTORIES

BARCELONA

C/ Montclar, 61,
Polígono Polizur
08290 Cerdanyola del Vallès
Barcelona - ESPAÑA

GIJÓN

Av. del Príncipe de Asturias, s/n
33211 Gijón
Asturias - ESPAÑA
Tel. +34 985 308 060

¿Can we help you?

☎ +34 935 94 44 00
✉ salestm@moreda.com



moreda.com

