

SLIDING GATE **LIGHT**

TWIN WIRE



CHARACTERISTICS

- Manual access.
- 2 possible opening senses, slidable to left or right.
- Gate according to EN 13241 standards.

OPTIONS

- Posts to embed or with welded base.
- Guide rail to screw or to embed.
- Gate without lock.
- Posts with covered openings in order to pass the wiring through.
- Defensive crest welded to the top frame.

STANDARD DIMENSIONS




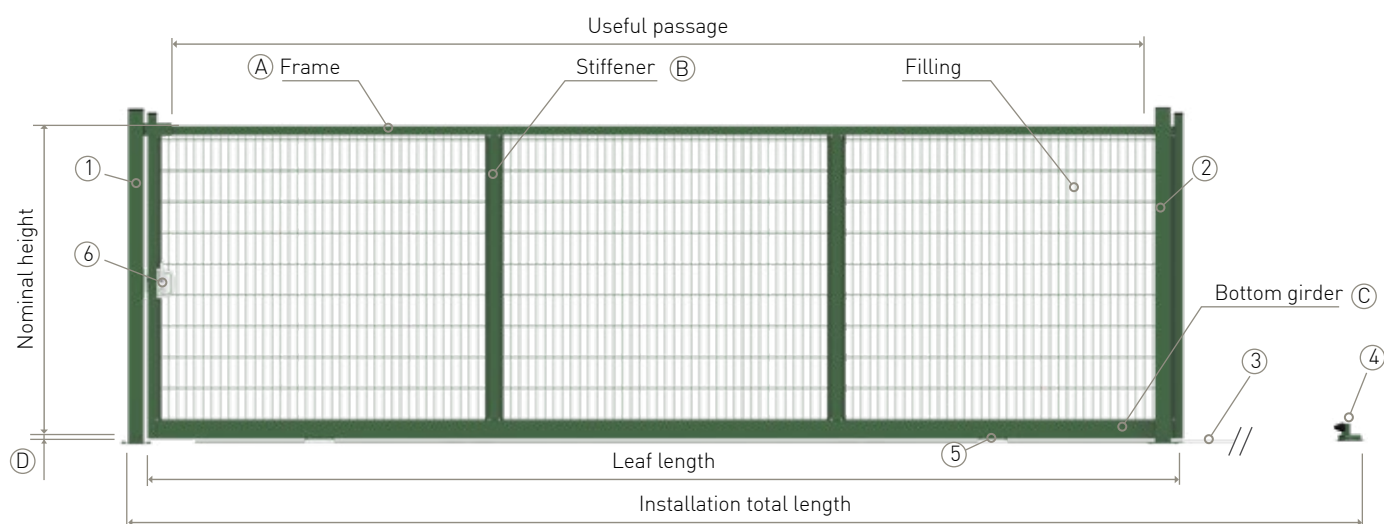
Nominal width (m)	Nominal height (m)	Leaf length (mm)	Useful passage (mm)	Guide length (mm)	Installation total length (mm)	No. of wheels	No. of stiffeners
3.0	1.2	3,680	2,758	5,380	7,220	2	1
4.0		4,680	3,758	6,880	9,220		
5.0	1.5	5,680	4,758	8,380	11,220	2	2
6.0	1.7	6,680	5,758	9,880	13,220		
7.0	2.0	7,680	6,758	11,770	15,220	4	3
8.0	2.2	8,680	7,758	13,270	17,220		
	2.5						

Other dimensions available upon request.

FINISHING FEATURES

- Steel galvanized sheet according to EN 10346 standards and steel galvanized wires according to EN 10244-2 standards.
- Polyester powder coating. (Amorphous phosphatation).





details

filling

Mesh: 200 x 55 mm. Double line wires: Ø6.0 or Ø8.0 mm.
Vertical wires: Ø5.0 or Ø6.0 mm.

POST

1	Closing column	Section: 100x100x2.0 mm Welded base: 200x200x5.0 mm Gate receiver
2	Guide post*	Section: 100x100x2.0 mm Welded base: 200x160x5.0 mm Nylon rollers Height from 1.2 to 2.0 m simple post Height from 2.2 to 2.5 m double post

OTHERS

3	Guide rail	U-shaped Ø 20 mm
4	Stop	Rubber stop

LEAF

A	Frame	Nominal width from 3 to 6 m: 60x60x1,5 mm
B	Stiffener	Nominal width from 7 to 8 m: 60x60x2,0 mm
C	Bottom girder	Nominal width from 3 to 6 m: 120x60x2,0 mm Nominal width from 7 to 8 m: 120x60x3,0 mm
D	Bottom gap	37 mm
5	Wheels	Ø120 mm galvanized steel wheel with Ø20 mm U-shaped
6	Locinox® lock	European 15 cylinder Stainless mechanism

* For bigger passages or with strong wind, it is recommended a second post at 1.2 m from the first one. The opening width will be reduced.